



## Potency Results

**Sample Name:** *Gelato Punch*

**Client:**

**Client Batch ID:**

Pinnacle-Analytics.com  
3549 Lear Way, Suite 101  
Medford OR 97504  
P:(541)300-8217

**Sample ID:** rC-C-109-D434

**Matrix:** Flower

**Prep Analyst:** Megan E.

**Analysis Method:** 0630322+1 H3 4-20-2022 #1.lcm

**Sampling Method:** N/A

**Reference Method:** JCB 2009: HPLC/DAD

**Analysis Batch:** 5-1-2023 H3 109, 275, 276, 352 Flower

Date Sampled: 4/27/2023

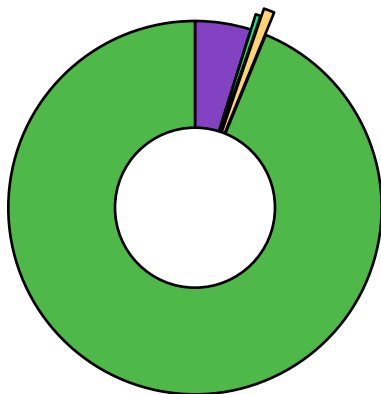
Date Reported: 5/5/2023

Client License:

2099 Emigrant Creek Rd  
Ashland OR 97520

For R&D Purposes Only

**Total THC** (THCA\*0.877+d9-THC) **24.7%**  
**Total CBD** (CBDA\*0.877+CBD) **<LOQ%**  
**Moisture Content** **10.8%**



Cannabinoid	% Weight	mg/g
CBDVA	<LOQ	<LOQ
CBDV	<LOQ	<LOQ
CBDA*	<LOQ	<LOQ
CBGA	1.43	14.3
CBG	0.127	1.27
CBD*	<LOQ	<LOQ
THCV	<LOQ	<LOQ
CBN	<LOQ	<LOQ
d9-THC*	0.276	2.76
d8-THC*	<LOQ	<LOQ
CBC	<LOQ	<LOQ
THCA*	27.8	278.0
<b>Total Cannabinoids</b>	<b>29.6</b>	<b>296.0</b>

\*ORELAP Accredited Analyte

Limit Of Quantitation: 0.1%, analyte not measured


CBGA
  THCA\*

CBG

d9-THC\*



These test results may not be altered or reproduced except in full without the permission of Pinnacle Analytics. These results were generated following the Oregon Administrative Rules and in accordance with the NELAP Institute under ORELAP License #4152  
Report generated by Routine\_Potency\_Rev11\_4-16-2023

  
Kris Ford, PhD  
Lab Director



## Quality Control Results

**Analyst:** Megan E.

**Analysis Batch:** 5-1-2023 H3 109, 275, 276, 352 Flower

Pinnacle-Analytics.com  
3549 Lear Way, Suite 101  
Medford OR 97504  
P:(541)300-8217

	Duplicate RPD		LCS % Recovery		Method Blank	
	C-0-D435-b	Limit	C-FL-050123	Limits	C-FB-050123	Limit
<b>CBDA</b>	<LOQ%	30%	98.8%	90-110%	<LOQ/2	LOQ/2
<b>CBD</b>	<LOQ%	30%	104.0%	90-110%	<LOQ/2	LOQ/2
<b>d9-THC</b>	0.671%	10%	98.3%	90-110%	<LOQ/2	LOQ/2
<b>d8-THC</b>	<LOQ%	30%	108.0%	90-110%	<LOQ/2	LOQ/2
<b>THCA</b>	0.00452%	10%	100.0%	90-110%	<LOQ/2	LOQ/2


RPD: Relative Percent Difference between unknown sample and its duplicate

LCS: Laboratory Control Sample with known concentration

Case Comments: There were no divergences from ordinary Quality Control procedures or SOPs.



These test results may not be altered or reproduced except in full without the permission of Pinnacle Analytics. These results were generated following the Oregon Administrative Rules and in accordance with the NELAP Institute under ORELAP License #4152  
Report generated by Routine\_Potency\_Rev11\_4-16-2023

  
Kris Ford, PhD  
Lab Director